



PANELES DECORATIVOS PARA PUERTAS DE ENTRADA



COLECCIONES

MODERNAS



PAG 4 - 5
LA FUERZA DE LA NATURALEZA CON PIEDRA NATURAL



PAG 6
MINIMALISTA Y CONTEMPORANEA



PAG 7 - 12
INNOVADORA



PAG 13
SORPRENDENTES DISEÑOS LINEALES




PAG 14
ALMA DE CARPINTERO


| PUREN HDP (*) | PUREN HDP (*) | POLIURETANO HDP (*) | CONTRACHAPADO (*) | PUREN HDP (*) |
|--------------------------------|--------------------------------|--------------------------------|--------------------------------|--------------------------------|
| 2000x800x24 2100x900x24 (*) | 2000x800x24 2100x900x24 (*) | 2000x800x24 2100x900x24 (*) | 2000x800x24 2100x900x24 (*) | 2000x800x24 2100x900x24 (*) |
| ✓ | ✓ | ✓ | ✓ | ✓ |
| ✓ | ✓ | ✓ | ✓ | ✓ |
| ✓ | ✓ | ✓ | ✓ | ✓ |
| ✓ | ✓ | ✓ | ✓ | ✓ |
| 17 | 12 | 31 | 10 | 12 |

(*) Otros, consultar

VIDRIOS



ACCESORIOS



Para otros tipos de vidros, consultar con nuestro departamento comercial.

RÚSTICAS

CLÁSICAS



PAG 15 - 16

UNA PROPUESTA ABIERTA AL FUTURO



PAG 16 - 19

RÚSTICA / CLÁSICA :
MOLDURA SUPERPUESTA
BÁSICA:
MOLDURA ESTAMPADA



PAG 20 - 25

MOLDURA SUPERPUESTA



PAG 26 - 29

ESTAMPADA

OPCIONES DE INTERIOR

>POLIURETANO HDP

>CONTRACHAPADO

>PUREN HDP

>ISOLPLUS

>THERMIPLUS

(ISOLPLUS + 5MM)

>THERMIMAX

(ISOLPLUS + 12MM)

>THERMIPANEL


(CONTRACHAPADO 4MM + XPS +

CONTRACHAPADO 4MM)

| PUREN HDP (*) | PUREN HDP (*) | POLIURETANO HDP (*) | POLIURETANO HDP (*) | INTERIOR |
|--------------------------------|--------------------------------|--------------------------------|--------------------------------|-------------------------------|
| 2000x800x24 2100x900x24 (*) | 2000x800x24 2100x900x24 (*) | 2000x800x24 2100x900x24 (*) | 2000x800x24 2100x900x24 (*) | MEDIDAS PANEL DE PUERTA (mm.) |
| ✓ | ✓ | ✓ | ✓ | RAL |
| ✓ | ✓ | ✓ | ✓ | ANODIZADO |
| ✓ | ✓ | ✓ | ✓ | LACADO MADERA |
| ✓ | ✓ | ✓ | ✓ | FOLIO DECORATIVO |
| ✓ | NO | ✓ | NO | PVC |
| 16 | 33 | 29 | 15 | NÚMERO DE MODELOS |


(*) Otros, consultar

RAL



TODA LA GAMA RAL

FOLIO DECORATIVO



CONSULTE NUESTRO MUESTRARIO DE ACABADOS EN FOLIOS DECORATIVOS

LACADO MADERA

CONSULTAR ACABADOS CON NUESTRO DEPARTAMENTO COMERCIAL

UD = 1,24 w/m2.K

Para todos nuestros modelos ciegos en dimensiones estándar, con interior en poliuretano y espesor de 24 mm.



NATURA 1
2V. MATE DIAMANTE
PIEDRA GRIS




NATURA 2
4V. MATE
PIEDRA AMARILLA



NATURA 7
2V. MATE DIAMANTE
PIEDRA VERDE




NATURA 8
1V. MATE
PIEDRA GRIS



ACERO INOX
10 X 3 MM




PREMIUM 02
CIEGA
RAL



ACERO INOX
10 X 3 MM



PREMIUM 01
CIEGA
FOLIO DECORATIVO



ACERO INOX
10 X 3 MM



PREMIUM 02
CIEGA
LACADO MADERA



NATURA 3
1V. MATE
PIEDRA GRIS




NATURA 4
1V. MATE DIAMANTE
PIEDRA GRIS




NATURA 5
4V. MATE DIAMANTE
PIEDRA AMARILLA




NATURA 6
CIEGA
PIEDRA GALAXY




PIEDRA GALAXY



PIEDRA VERDE



PIEDRA GRIS



PIEDRA ROJA



PIEDRA AMARILLA



NATURA 9
CIEGA
PIEDRA GALAXY




NATURA 10
4V. MATE
PIEDRA ROJA



NATURA 11
CIEGA
PIEDRA GALAXY




NATURA 12
CIEGA
PIEDRA VERDE



PREMIUM 01
CIEGA
PIEDRA

ACERO INOX
10 X 3 MM





AVPLUS 01
1V. MATE DIAMANTE



AVPLUS 02
6V. MATE



AVPLUS 04
1V. MATE DIAMANTE



AVPLUS 05
1V. MATE TRANSP.



AVPLUS 06
1V. MATE TRANSP.



AVPLUS 07
1V. MATE DIAMANTE

AVPLUS 03
1V. MATE TRANSPARENTE



AVPLUS 08
6V. MATE



AVPLUS 09
1V. MATE



AVPLUS 10
1V. MATE DIAMANTE



AVPLUS 11
4V. MATE



AVPLUS 12
2V. MATE



AVIA
GLACIAR
CIEGO



DEZA
GLACIAR
CIEGO



AMAZONAS
GLACIAR
FUSSING



EUME
GLACIAR
CIEGO



MANDEO
GLACIAR
CIEGO



AMAZONAS
RADA
MATE TRANSPARENTE



MERA
GLACIAR
IV. PIXES



PARGA
GLACIAR
IV. MATE



SIL
GLACIAR
CIEGO



VALGA
GLACIAR
CIEGO



AMAZONAS
LIDO
FUSSING



DANUBIO
GLACIAR
PIXES



ELBA
GLACIAR
MATE



ÉUFRATES
GLACIAR
BORDE TRANSPARENTE



GARONA
GLACIAR
REFLECTASOL



INDO
GLACIAR
FUSSING



DANUBIO
FIORDO
BORDE TRANSPARENTE



ELBA
RADA
FUSSING



ÉUFRATES
RADA
PIXES



GARONA
RADA
MATE



INDO
RADA
MATE TRANSPARENTE




DANUBIO
LIDO
FUSSING



ELBA
LIDO
REFLECTASOL



ÉUFRATES
LIDO
FUSSING



GARONA
LIDO
FUSSING



INDO
LIDO
PIXES



LENA
GLACIAR
KROSS



LOIRA
GLACIAR
PIXES



MOSA
GLACIAR
KROSS



NILO
GLACIAR
MATE



OBI
GLACIAR
MATE TRANSPARENTE



LENA
RADA
FUSSING



LOIRA
RADA
REFLECTASOL



MOSA
FIORDO
FUSSING



NILO
RADA
REFLECTASOL



OBI
RADA
MATE



LENA
LIDO
MATE TRANSPARENTE



LOIRA
LIDO
MATE



MOSA
LIDO
KROSS



NILO
LIDO
PIXES



OBI
LIDO
FUSSING



ODER
GLACIAR
CANNES



ORINOCO
GLACIAR
KROSS



RHIN
GLACIAR
PIXES



RÓDANO
GLACIAR
FUSSING



SENA
GLACIAR
REFLECTASOL



ODER
RADA
FUSSING



ORINOCO
RADA
MATE



RHIN
RADA
FUSSING



RÓDANO
FIORDO
MATE TRANSPARENTE



SENA
RADA
MATE



ODER
LIDO
REFLECTASOL



ORINOCO
LIDO
FUSSING



RHIN
LIDO
BORDE TRANSPARENTE



RÓDANO
LIDO
PIXES



SENA
LIDO
FUSSING



TÁMESIS
GLACIAR
KROSS



TIGRIS
GLACIAR
MATE TRANSPARENTE



URAL
GLACIAR
FUSSING



VÍSTULA
GLACIAR
PIXES



VOLGA
GLACIAR
KROSS



TÁMESIS
RADA
MATE TRANSPARENTE



TIGRIS
FIORDO
FUSSING



URAL
RADA
REFLECTASOL



VÍSTULA
RADA
MATE



VOLGA
RADA
FUSSING




TÁMESIS
LIDO
FUSSING



TIGRIS
LIDO
CANNES



URAL
LIDO
BORDE TRANSPARENTE



VÍSTULA
LIDO
FUSSING



VOLGA
LIDO
REFLECTASOL



WESER
GLACIAR
PIXES




YUKON
GLACIAR
FUSSING



WESER
FIORDO
MATE



YUKON
RADA
KROSS



WESER
LIDO
FUSSING



YUKON
LIDO
MATE TRANSPARENTE



L01
CIEGO



L02
1V. MATE



L03
CIEGO



L04
5V. MATE



L05
CIEGO



L06
4V. MATE



L07
CIEGO



L08
3V. MATE




L09
CIEGO



L10
CIEGO





ARCE
CIEGA



BOJ
2V. MATE
DIAMANTE



CEDRO
1V. MATE BORDE
TRANSPARENTE



ÉBANO
1V. MATE BORDE
TRANSPARENTE



FRESNO
1V. TRANSPARENTE



GUINDO
2V. MATE

OLIVO
6V. MATE



HAYA
3V. MATE



LAUREL
1V. MATE



MELIA
3V. MATE



MILO
1V. MATE TRANSP.



TEJO
4V. MATE



INNOVA STYLE 1
V.MATE
Accesorio in 01



INNOVA STYLE 2
FUSSING
Accesorio in 01



INNOVA STYLE 3
V. MATE
Accesorio in 02



INNOVA STYLE 4
V. MATE
Accesorio in 03



INNOVA STYLE 5
V. MATE
Accesorio in 05 madera



INNOVA STYLE 6
V. MATE
Accesorio in 07

INNOVA STYLE 9
V. REFLECTASOL
Accesorio in 09



INNOVA STYLE 7
FUSSING
Accesorio in 08



INNOVA STYLE 8
V. MATE
Accesorio in 08



INNOVA STYLE 10
V. MATE
Accesorio in 09



INNOVA STYLE 11
FUSSING
Accesorio in 10/A



INNOVA STYLE 12
V. MATE
Accesorio in 10/B



INNOVA PLUS 1
V.MATE
Accesorio in 03



INNOVA PLUS 2
V.MATE
Accesorio in 04



INNOVA PLUS 3
V.MATE
Accesorio in 05



INNOVA PLUS 4
V.MATE
Accesorio in 06



BÁSICA 1
CIEGA



BÁSICA 2
CIEGA



BÁSICA 3 - Clavos
REJA DESPLAZADA



BÁSICA 4 - Clavos
V.MATE



Plafones servidos a medida (consultar grosores). Acabado folio decorativo. Diseño centrado en perímetro de 70 mm.



POSTIGO IP3C
REJA PLETINA 30




POSTIGO IP7
REJA RÚSTICA 2



POSTIGO IP3
REJA BÁSICA 3



RÚSTICA 1
VENTANA
Reja desplazada



RÚSTICA 2
REJA DESPLAZADA



RÚSTICA 3
VITRAL INCOLORO



RÚSTICA 4
REJA DESPLAZADA



RÚSTICA 5
REJA DESPLAZADA



RÚSTICA 6
REJA INTERIOR



RÚSTICA 7
REJA INTERIOR



RÚSTICA 8
REJA DESPLAZADA



RÚSTICA 9
REJA INTERIOR FORJA



CLÁSICA 01
CIEGA
Clavos ref. 90/20



CLÁSICA 01
REJA
Clavos ref. 90/20



CLÁSICA 01
CATEDRAL



CLÁSICA 02
CIEGA
Clavos ref. 90/30



CLÁSICA 02
REJA
Clavos ref. 90/30



CLÁSICA 02
VITRAL COLOR
Clavos ref. 90/30



CLÁSICA 03
CIEGA
Clavos ref. 90/30



CLÁSICA 03
REJA
Clavos ref. 90/30



CLÁSICA 03
VITRAL INCOLORO
Clavos ref. 90/20



CLÁSICA 04
CIEGA
Clavos ref. 90/20



CLÁSICA 04
REJA
Clavos ref. 90/30



CLÁSICA 04
VITRAL COLOR
Clavos ref. 91/30



CLÁSICA 05
REJA
Clavos ref. 90/20



CLÁSICA 05
VITRAL INCOLORO



CLÁSICA 06
CIEGA



CLÁSICA 06
REJA



CLÁSICA 06
VITRAL INCOLORO



CLÁSICA 07
CIEGA
Clavos ref. 90/20



CLÁSICA 07
REJA
Clavos ref. 91/30



CLÁSICA 07
VITRAL COLOR



CLÁSICA 08
CIEGA
Clavos ref. 91/20



CLÁSICA 08
REJA
Clavos ref. 90/30



CLÁSICA 08
VITRAL INCOLORO
Clavos ref. 90/30



CLÁSICA 09
CIEGA
Clavos ref. 91/20




CLÁSICA 09
REJA
Clavos ref. 90/30



POSTIGO
CLÁSICA 01
Clavos ref. 90/20



POSTIGO
CLÁSICA 04
Clavos ref. 90/30





AGUA
CIEGA



AGUA
1V. DELTA
FIJO 1V. DELTA



AGUA
2V. VITRAL
EMPLOMADO



ALDEBARÁN
CIEGA



ALDEBARÁN
2V. DELTA V.DORADA
FIJO 1V. DELTA V. DORADA



ALDEBARÁN
2V. DELTA
REJA



ALTAR
CIEGA



ALTAR
1V. DELTA



ALTAR
3V.VITRORESINA1



ALTAR
5V. VITRAL EEMPLOMADO
FIJO 3V. VITRAL EEMPLOMADO



ARA
2V. DELTA V.DORADA
FIJO 1V. DELTA V. DORADA



ARGOS
CIEGA



ARGOS
2V. DELTA
FIJO 1V. DELTA



ARGOS
2V. DELTA
REJA



ATLÁNTIDAS
CIEGA




ATLÁNTIDAS
2V. DELTA
REJA



ATLÁNTIDAS
4V. FUSSING
FIJO 2V. FUSSING



AURIGA
CIEGA
FIJO CIEGO



AURIGA
2V. VITRORESINA 2



AURIGA
2V. DELTA
REJA



AURIGA
4V. DELTA
V. DORADA



CARRO
CIEGA



CARRO
3V. FUSSING
FIJO 1V. FUSSING





CINOSURA
CIEGA



CINOSURA
1V DELTA
V. DORADA



CINOSURA
1V. DELTA
REJA



CINOSURA
2V. VITRAL EMPLOMADO
FIJO 2V. VITRAL EMPLOMADO



COPA
CIEGA



COPA
1V. PIXES
FIJO 1V. PIXES



CRUCERO
CIEGA



CRUCERO
1V. DELTA
SUPERIOR



CRUCERO
2V. DELTA
V. BLANCA
LATERALES




CRUCERO
4V. DELTA V. DORADA
FIJO 1V. DELTA V. DORADA



CRUCERO
1V. VITRAL
EMPLOMADO
COMPLETO



EUROPA
CIEGA



EUROPA
2V. VITRORESINA 1



EUROPA
2V. DELTA
REJA



EUROPA
4V. DELTA V. DORADA
FIJO 2V. DELTA V. DORADA



HÉLICE
CIEGA



HÉLICE
2V. PIXES
FIJO 1V. PIXES



HÉLICE
2V. DELTA
REJA



HÉLICE
4V. VITRAL
EMPLOMADO



HESPÉRIDES
CIEGA



HESPÉRIDES
1V. FUSSING
FIJO 1V. FUSSING



HESPÉRIDES
1V. DELTA
REJA



HÍADES
CIEGA



HÍADES
3V. FUSSING
FIJO 1V. FUSSING



HIDRA
CIEGA



HIDRA
3V. DELTA
V. BLANCA



HIDRA
5V. VITRORESINA 2



HIDRA
7V. VITRORESINA 1
FIJO 1V. VITRORESINA 1



LIRA
CIEGA



LIRA
1V FUSSING
FIJO 4V. - 1V. FUSSING



NORTE
CIEGA



NORTE
4V. DELTA
V. DORADA



NORTE
6V. FUSSING
FIJO 3V. FUSSING



OFIUCO
CIEGA



OFIUCO
2V. VITRORESINA 1
FIJO 1V. VITRORESINA 1



OFIUCO
2V. DELTA
REJA




OFIUCO
4V. VITRAL
EMPLOMADO



ORIÓN
CIEGA



ORIÓN
1V. DELTA
V. DORADA




PAVÓN
CIEGA
FIJO CIEGO



PAVÓN
1V. BISEL
ESTRIADO



PLÉYADES
CIEGA



PLÉYADES
1V. VITRAL EEMPLOMADO
FIJO CIEGO



PLÉYADES
1V. DELTA
REJA



MODELO SOLO EN

PVC

TOURIÑÁN
CIEGA



MODELO SOLO EN

PVC

TORO
CIEGA



MODELO SOLO EN

PVC

TORÁN
CIEGA



MODELO SOLO EN

PVC

TUCÁN
CIEGA



VELA
6V. DELTA
V. DORADA



VELA
2V. VITRAL EMPLOMADO
FIJO 1V. VITRAL EMPLOMADO



VILANO
CIEGA



VILANO
1V. DELTA V. DORADA
FIJO 1V. DELTA V. DORADA



VOLAN
CIEGA



VOLAN
2V. DELTA V. DORADA
LATERALES




VOLAN
6V. FUSSING COMPLETO
FIJO 1V. FUSSING





IP 1
CIEGA



IP 1
1V. DELTA
V. DORADA




IP 2
CIEGA



IP 2
1V. VITRAL
COLOR




IP 3
CIEGA



IP 3C
1V. VITRAL
INCOLORO



IP 3C
1V. REJA
CLAVOS



IP 3C REJADESPLAZADA
1V. DELTA
PLETINA 30 - CLAVOS



IP 3H
2V. VITRAL
COLOR



IP 3L
1V. FUSSING



IP 4
CIEGA



IP 4
1V. DELTA
V. DORADA



IP 4
3V. VITRAL
COLOR



IP 4
5V. FUSSING



IP 5
CIEGA



IP 5
2V. DELTA
V. DORADA



IP 5
4V. VITRAL
INCOLORO



IP 6
CIEGA



IP 6
1V. VITRAL
COLOR




IP 7
CIEGA



IP 7C
1V. FUSSING



IP 7C
1V. REJA
CLAVOS



IP 7H
2V. VITRAL
INCOLORO



IP 8
CIEGA



IP 8
2V. VITRAL
INCOLORO



IP 9
CIEGA



IP 9
1V. DELTA
V. DORADA



IP 10
CIEGA



IP 10
3V. VITRAL
INCOLORO



IP 11
CIEGA



IP 11
1V. FUSSING




IP 12
CIEGA



IP 12
1V. DELTA
V. BLANCA



IP 13
CIEGA



IP 13
1V. VITRAL
COLOR



IP 14
CIEGA



IP 14
1V. DELTA
V. DORADA



IP 15
CIEGA



IP 15C
1V. FUSSING




IP 15
2V. DELTA
V. DORADA



IP 15
1V. VITRAL
INCOLORO



IP 3 - 2 LINE
CIEGA



IP 3 - 3 LINE
CIEGA



IP 3 - 4 LINE
CIEGA



IP 7 - 2 LINE
CIEGA



IP 7 - 3 LINE
CIEGA



IP 7 - 4 LINE
CIEGA



IPLAT1
CIEGA



IPLAT1
1V. BISEL
ESTRIADO



IPLAT1
1V. DELTA
V. DORADA



IPLAT1
1V. VITRAL
INCOLORO

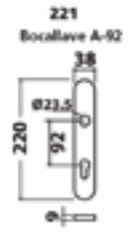
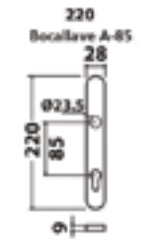
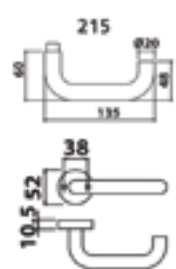
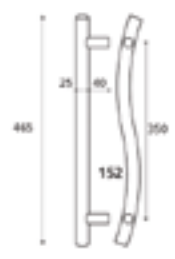
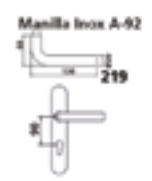
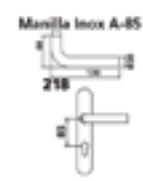
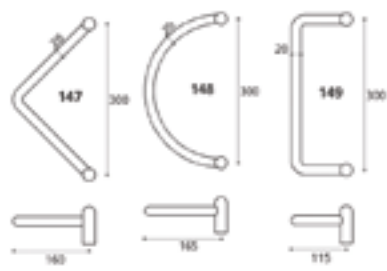
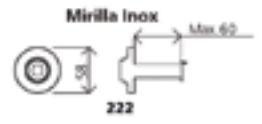

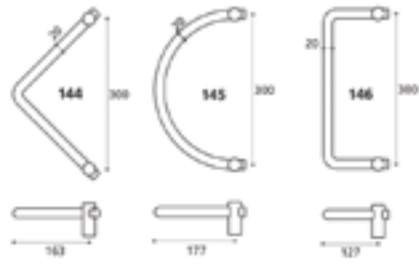



IPLAT1
1V. VITRAL
COLOR



IPLAT1
1V. FUSSING

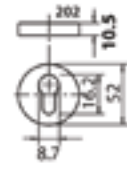
ACCESORIOS INOX



Cierre cilíndrico



Cierre cilíndrico




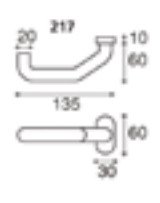
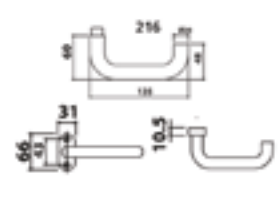
Cierre seguridad cilíndrico



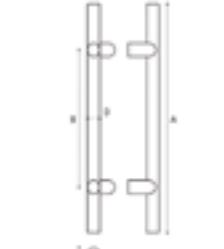
Timbre



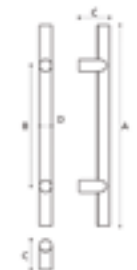
Cierre seguridad cilíndrico



| | A | B | C |
|-----|------|----|----|
| 134 | 300 | 85 | 30 |
| 135 | 650 | 85 | 30 |
| 136 | 1000 | 85 | 30 |

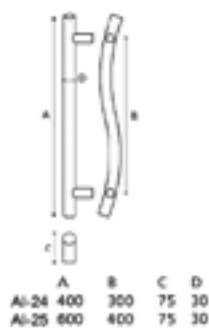
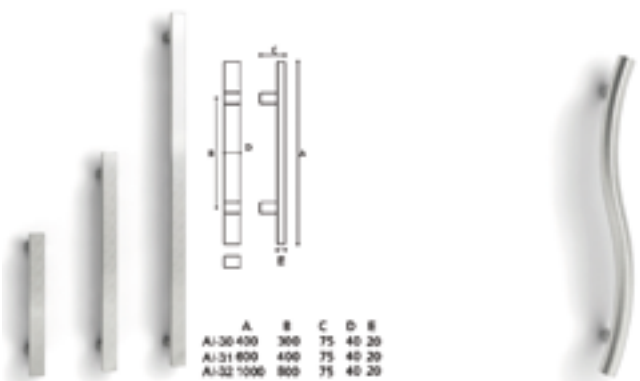
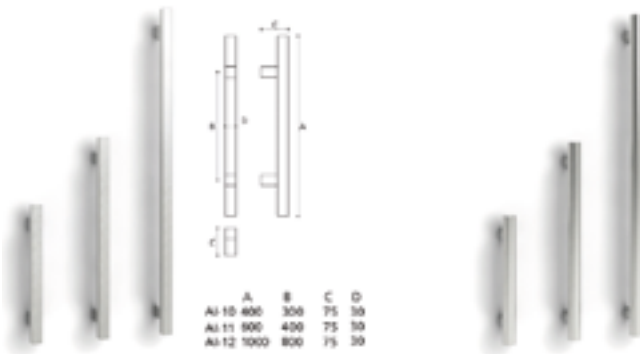


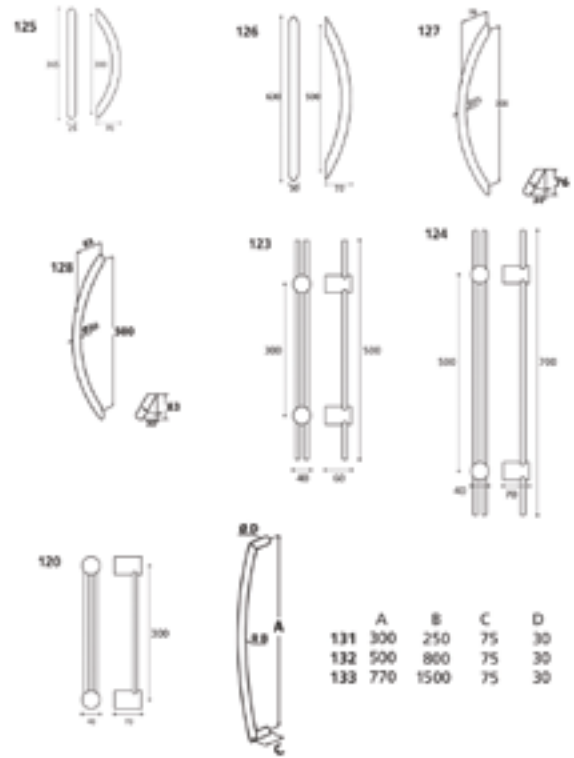
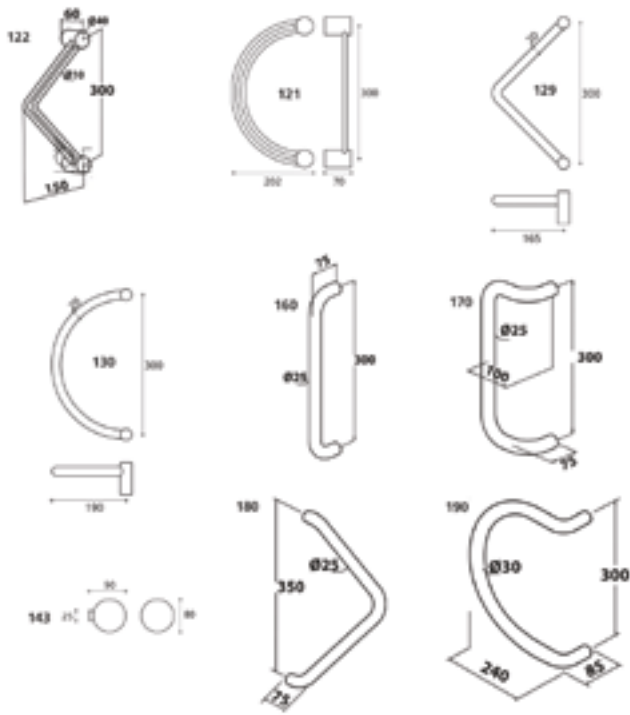


| | A | B | C | D |
|-----|------|------|----|----|
| 137 | 500 | 300 | 97 | 32 |
| 138 | 700 | 500 | 97 | 32 |
| 139 | 1200 | 1000 | 97 | 32 |



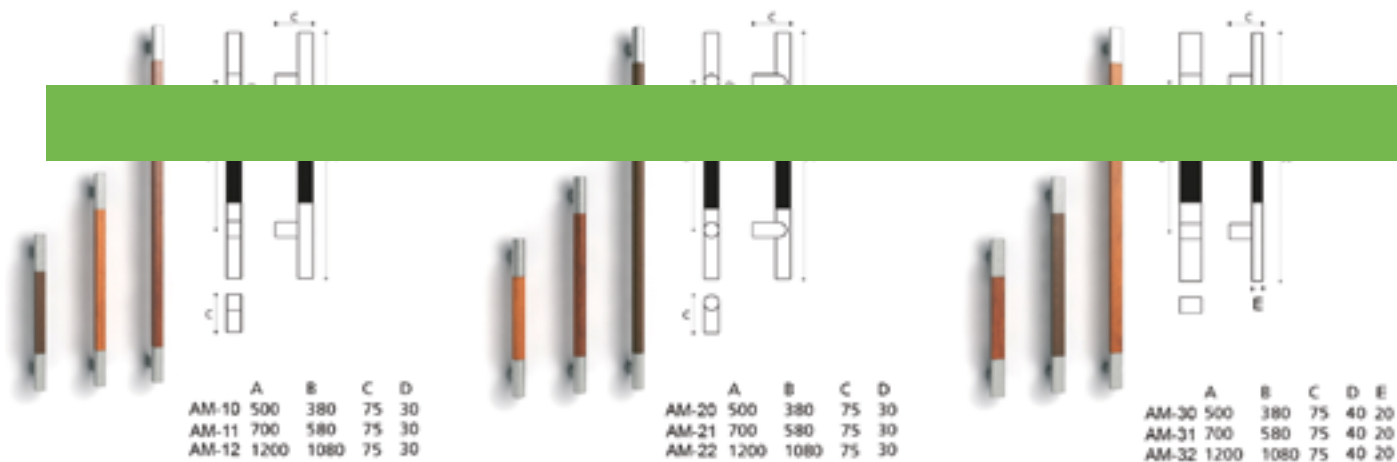
| | A | B | C | D |
|-----|------|------|----|----|
| 140 | 500 | 300 | 87 | 32 |
| 141 | 700 | 500 | 87 | 32 |
| 142 | 1200 | 1000 | 87 | 32 |






ACCESORIOS

ALU MADERA(lacado madera)




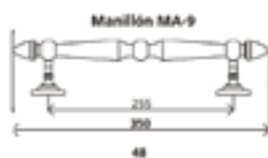
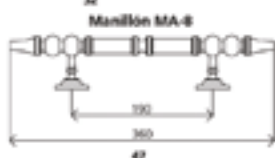
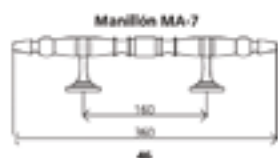
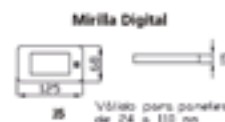
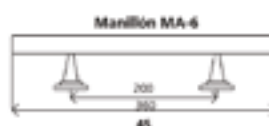
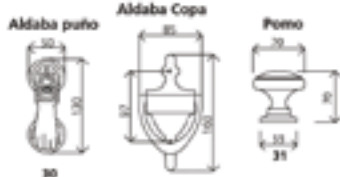
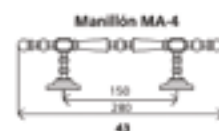
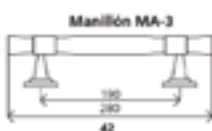
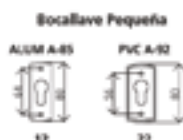
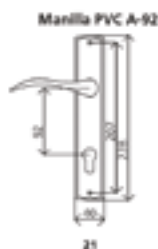
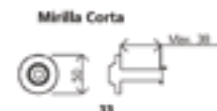
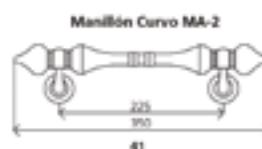
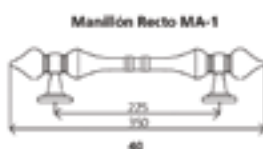
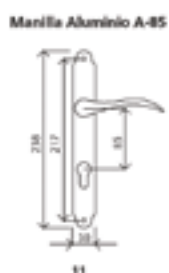

NATURA(acero inox/piedra)



INNOVA INOX

INNOVA MADERA (Lacado madera)





ACCESORIOS FORJA

L: Placa lisa / M: Placa martilleada

Manillas también disponibles con placa de 28 mm.

| Ref | A | B | C | D | E | F |
|------|-----|----|---|-----|----|-----|
| 60-L | 275 | 40 | 2 | 420 | 50 | 160 |
| 60-M | 275 | 40 | 2 | 420 | 50 | 160 |

| Ref | A | B | C | D | E | F |
|------|-----|----|---|----|----|-----|
| 61-L | 275 | 40 | 2 | 18 | 50 | 156 |
| 61-M | 275 | 40 | 2 | 18 | 50 | 156 |

| Ref | A | B | C | D | E | F |
|------|-----|----|---|----|----|-----|
| 62-L | 275 | 40 | 2 | 18 | 50 | 156 |
| 62-M | 275 | 40 | 2 | 18 | 50 | 156 |

| Ref | A | B | C | D | E | F | G |
|------|-----|----|---|-----|----|----|----|
| 63-L | 275 | 40 | 2 | 125 | 45 | 13 | 45 |
| 63-M | 275 | 40 | 2 | 125 | 45 | 13 | 45 |

| Ref | A | B | C | D | E | F | G |
|------|-----|----|-----|---|-----|----|----|
| 70-L | 275 | 40 | 185 | 2 | 120 | 70 | 44 |
| 70-M | 275 | 40 | 185 | 2 | 120 | 70 | 44 |

| Ref | A | B |
|------|----|----|
| 71-L | 55 | 40 |
| 71-M | 55 | 40 |

| Ref | A | B | C | D | E | F | G |
|------|-----|----|-----|---|-----|----|----|
| 72-L | 275 | 40 | 185 | 2 | 120 | 70 | 44 |
| 72-M | 275 | 40 | 185 | 2 | 120 | 70 | 44 |

| Ref | A | B | C | D | E | F | G |
|------|-----|----|-----|---|-----|----|----|
| 73-L | 275 | 40 | 185 | 2 | 140 | 65 | 44 |
| 73-M | 275 | 40 | 185 | 2 | 140 | 65 | 44 |

| Ref | A | B | C | D | E | F | G |
|------|-----|----|-----|---|-----|----|----|
| 74-L | 275 | 40 | 185 | 2 | 145 | 66 | 44 |
| 74-M | 275 | 40 | 185 | 2 | 145 | 66 | 44 |

| Ref | A | B | C | D | E | F | G |
|------|-----|----|-----|---|-----|----|----|
| 75-L | 275 | 40 | 185 | 2 | 145 | 66 | 44 |
| 75-M | 275 | 40 | 185 | 2 | 145 | 66 | 44 |

| Ref | A | B | C | D | E | F | G |
|-----|----|----|----|----|----|----|----|
| 80 | 70 | 40 | 60 | 60 | 13 | 13 | 44 |

| Ref | A | B | C | D | E | F | G |
|-----|----|----|----|----|-----|-----|----|
| 81 | 55 | 45 | 65 | 65 | 160 | 470 | 15 |

| Ref | A | B | C | D | E |
|-----|----|----|----|----|--------|
| 82 | 74 | 72 | 60 | 64 | 70/108 |

| Ref | A | B | C | D |
|-----|----|----|-------|--------|
| 83 | 67 | 66 | 60+80 | 70/100 |

| Ref | A | B | C | D | E | F |
|-----|-----|----|----|----|----|---|
| 90 | 220 | 54 | 64 | 25 | 75 | |

| Objeto | A | B | C | D | E | F | G |
|--------|----|-----|-----|---|----|----|----|
| 91 | 45 | 280 | 105 | 2 | 50 | 25 | 44 |

| Ref | A | B | C | D |
|-----|----|-----|----|-----|
| 92 | 80 | 165 | 30 | 725 |

| Ref | A | B | C | D | E | F |
|-----|-----|-----|-----|-----|---|---|
| 93 | 140 | 130 | 104 | 120 | | |

| Ref | A | B | C | D | E | F | G |
|-----|-----|-----|-----|-----|---|---|---|
| 94 | 140 | 130 | 104 | 120 | | | |

| Ref | A | B |
|-------|----|---|
| 95-25 | 25 | |

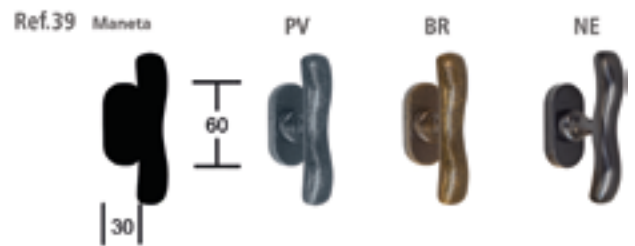
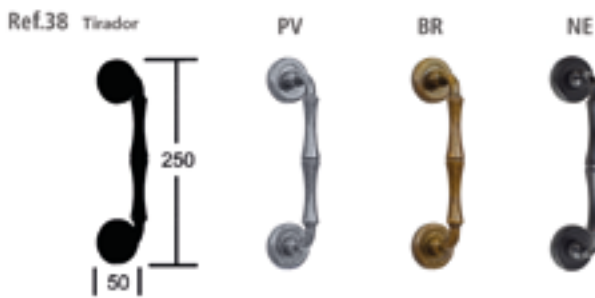
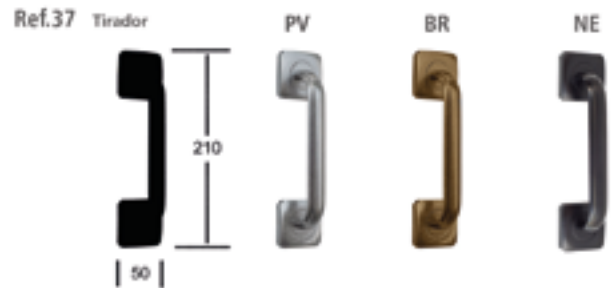


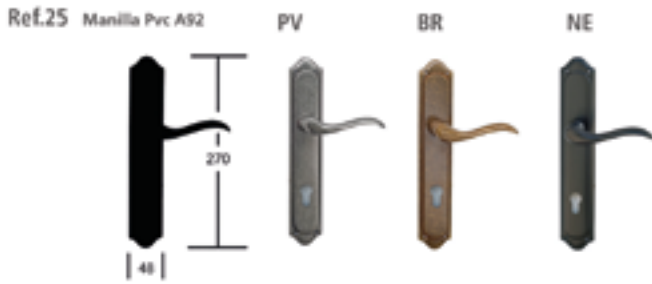

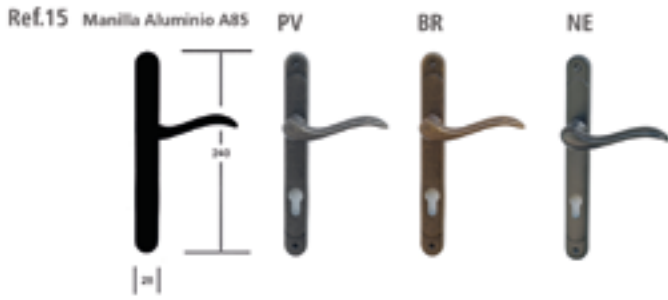
| Ref | A | B |
|-------|----|---|
| 95-30 | 30 | |

| Ref | A | B |
|-------|----|---|
| 96-25 | 25 | |
| 96-30 | 30 | |

| Ref | A | B |
|-------|----|---|
| 97-25 | 25 | |
| 97-30 | 30 | |

ADORNOS





MÁS INFORMACIÓN EN www.indupanel.es



INICIO EMPRESA PRODUCTO CATALOGOS NOTICIAS AREA CLIENTE CONTACTO



